



Revised DPAF Indicators and Targets **- Post-Busan Monitoring Framework-**

Ronald Nkusi, EFU Director
MINECOFIN

DPCG June 2012



Content

- ▶ Rationale for Revision
- ▶ Revised DPAF Indicators and Targets
- ▶ Roadmap for DPAF FY 2011/2012



Rationale

- ▶ **Busan HLF 4 – Busan Partnership for Effective Development Cooperation**
 - ▶ Affirming unfinished aid effectiveness agenda;
 - ▶ Inclusive partnership (civil society organisations, private sector engagement);
 - ▶ Focusing on country-led results framework;
 - ▶ Global-light, country-heavy (country focus): emphasis on country-level implementation and monitoring
 - ▶ Mutual accountability (global monitoring on key selective indicators);
- ▶ **Working Party on Aid Effectiveness at the end of June expected to endorse the final proposal on the new global monitoring framework**
- ▶ **DPAF exercise in the past – weakness of some of the indicators**


2



Revised DPAF Indicators and Targets


- ▶ **Incorporates:**
 - ▶ Busan Partnership Global Monitoring Framework (indicators that are to be monitored at country level, aggregated at global level)
 - ▶ Important indicators based on country-needs – *Country-heavy*
 - ▶ Remove indicators that are not appropriately informing the issues
 - ▶ No change to the Division of Labour related indicators
 - ▶ No change to the DPAF for Budget Support adopted at the JBSR May 2012
 - ▶ Targets – based on Post-Busan global monitoring targets (baseline 2010) and based on Rwanda Aid Policy

3




Revised DPAF Indicators and Targets

Indicators	2010 A	2010 T	2015 BPd	FY11/12	FY12/13
A1: Volume of ODA on budget			n/a	Discontinue	
A2: Aid on Budget	71%	100%	85.5%	100%	100%
A3 :% of ODA for GoR sector delivered by GoR agencies	65% (DPAF)		n/a	85%	90%
B1: PBAs	67%	67%	n/a	Discontinue	
B2: Use of GoR budget execution	42%	59%	71%%	54%	59%
B3: Use of GoR auditing procedures	47%	59%	74%	58%	63%
B4: Use of GoR financial reporting systems	62%	59%	81%	70%	73%
B5: Use of GoR procurement procedures	64%	66%	82%	71%	75%
New: % of ODA for GoR sector disbursed which is recorded in public account	73%	n/a	n/a	85%	90%
B6: Number of parallel PIUs	25	14	n/a	Discontinue	



Revised DPAF Indicators and Targets

Indicators	2010 A	2010 T	2015 BPd	FY11/12	FY12/13
B7: Coordinated TC (provided through SWApS, SCBI)	94%	50%	n/a	Discontinue	
C1 : % of donors delivered all ODA through multi-year (at least 3 year) binding agreements	60% (DPAF)	100%	n/a	Discontinue	
New: % of ODA covered by indicative forward spending plans	n/a	n/a	TBD	n/a	TBD
C2: % of donors providing non-binding indication of future aid to cover at least 3 years ahead on a rolling basis and according to GoR fiscal year.	67% (DPAF)	100%	n/a	100%	100%
C3 Rev: ODA delivered in the year for which it was scheduled by cooperation providers	97% 88% (DPAF)	n/a	99%	98%	98%




Revised DPAF Indicators and Targets

Indicators	2010 A	2010 T	2015 BPd	FY11/12	FY12/13
D.I.I.: Number of missions without GoR authorisation during silent period	n/a	n/a	n/a	Baseline set	TBD
D2: Joint Missions (%)	71%	44%	n/a	55%	61%
D4: Joint Analytic Work (%)	82%	66%	n/a	86%	87%
New: % of Donors using country results framework	n/a		TBD	TBD	
Inclusive mutual assessment review undertaken	n/a		TBD	TBD	
Systems that track and make public resource allocations for gender equality and women's empowerment in place	n/a		TBD	TBD	

No Revision on the agreed DoL related DPAF and DPAF for Budget Support

6



DPAF FY 2011/2012 Roadmap

Date	DPAF Milestone
15 August	DPs to enter data for DPAF in the DAD for FY 2011/2012
31 August	GoR verification and bilateral consultation based on raw DAD data
Early Sept	Preliminary DPAF results shared with DPs
Mid-Sept	Bilateral discussions on preliminary DPAF results and revisions made by DPs
End Sept	Revised DPAF Results circulated
Mid Oct	DPCG to discuss the final draft DPAF aggregate and individual DP results
End Oct	Necessary revisions made
End Oct	Finalize the DPAF Reports

7



THANK YOU